Periférico Paseo de la República No. 499
Colonia Campestre los Manantiales
C.P. 58186 Morelia, Michoacán, México

Tels. (443) **316-96-50**

**www.acemich.com.mx**

Edición 13 Noviembre 2012

ACEMICH se reserva el derecho de modificar, sin previo aviso, los datos aquí expresados

# CATÁLOGO

*UN SERVICIO DE ACERO*

## Misión

Ser un proveedor que escucha, entiende y resuelve las necesidades de sus clientes.

Dando respuesta oportuna y confiable.

Siempre está dispuesto a exceder las expectativas siendo eficiente, práctico y profesional, apoyado con los mejores fabricantes a nivel nacional.

## Quiénes somos

ACEMICH nace en el año 2006, pero con la experiencia de más de 16 años en la industria metálica, para satisfacer las necesidades de la construcción con acero.

Brindando asesoría al consumidor, ayudándole a elegir los materiales adecuados a sus necesidades.

# Índice

Como parte de la filosofía de calidad y satisfacción del cliente. ACEMICH cuenta con un inventario amplio, variado y constante.


| Productos | Páginas |
|---|---|
| Acanalados | 2-5 |
| Paneles | 6-7 |
| Láminas | 8 |
| Planos | 9 |
| Placa | 10 |
| Tuberías | 11 |
| Tubería Industrial Moflero | 12 |
| Ángulos | 13 |
| Soleras | 14 |
| Perfil redondo, cuadrado y tee | 15 |
| IPS y Canal U | 16 |
| IPR | 17-18 |
| HSS | 19 |
| PTR | 20-21 |
| Polin Montén | 22 |
| Perfiles puertas y ventanas | 23-32 |
| Nuestros proveedores | 33 |

# Acanalados

**TR-72**

| Calibre | Poder C (cm) | Peralte | Presentación |
|---|---|---|---|
| 22*, 24, 26, 28, 30, 32 | 72 | 25 mm | Z, ZA, P |

**TR-101**

| Calibre | Poder C (cm) | Peralte | Presentación |
|---|---|---|---|
| 20, 22, 24, 26, 28, 30 | 100.8 | 25 mm | Z, ZA, P |

**TRN-100/35**

| Calibre | Poder C (cm) | Peralte | Presentación |
|---|---|---|---|
| 22*, 24, 26, 28* | 100 | 35 mm | Z, ZA, P |

**TR-90**

| Calibre | Poder C (cm) | Peralte | Presentación |
|---|---|---|---|
| 24, 26 | 90 | 120 mm | ZA, P |

**TO-100**

| Calibre | Poder C (cm) | Peralte | Presentación |
|---|---|---|---|
| 22*, 24, 26 28 | 103.2 muros 95.3 cubiertas | 19 mm | Z, ZA, P |

**TO-725**

| Calibre | Poder C (cm) | Peralte | Presentación |
|---|---|---|---|
| 26*, 28, 30 | 71.5 | 19 mm | Z, ZA, P |

Poder C- Poder Cubriente / P-Ternium Pintro / ZA-Ternium Zintro Alum / Z-Ternium Zintro
* Calibres bajo consulta



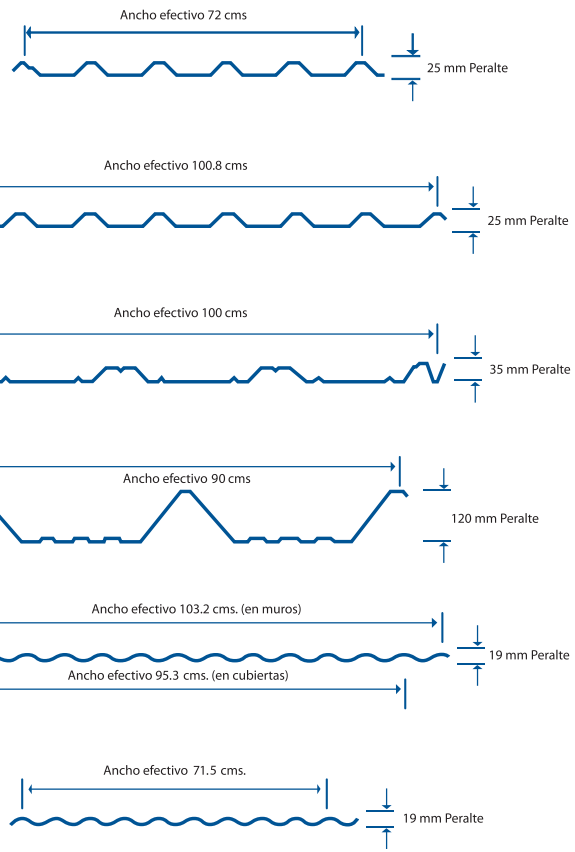

# Acanalados

**Losacero 25**

| Calibre | Poder C (cm) | Peralte | Presentación |
|---|---|---|---|
| 18*,20, 22 | 91.5 | 63 mm | Z |

**Losacero 15**

| Calibre | Poder C (cm) | Peralte | Presentación |
|---|---|---|---|
| 18*,20, 22 | 91.5 | 38 mm | Z |

**TRD-91.5**

| Calibre | Poder C (cm) | Peralte | Presentación |
|---|---|---|---|
| 18*,20, 22 | 91.5 | 38 mm | Z, ZA, P |

**GSKR-18**

| Calibre | Poder C (cm) | Peralte | Presentación |
|---|---|---|---|
| 22, 24 | 45.7 | 63 mm | ZA, P |

**Galvateja**

| Calibre | Poder C (cm) | Peralte | Presentación |
|---|---|---|---|
| 26 | 100 | 42 mm | P |

Poder C- Poder Cubriente / P-Ternium Pintro / ZA-Ternium Zintro Alum / Z-Ternium Zintro
* Calibres bajo consulta



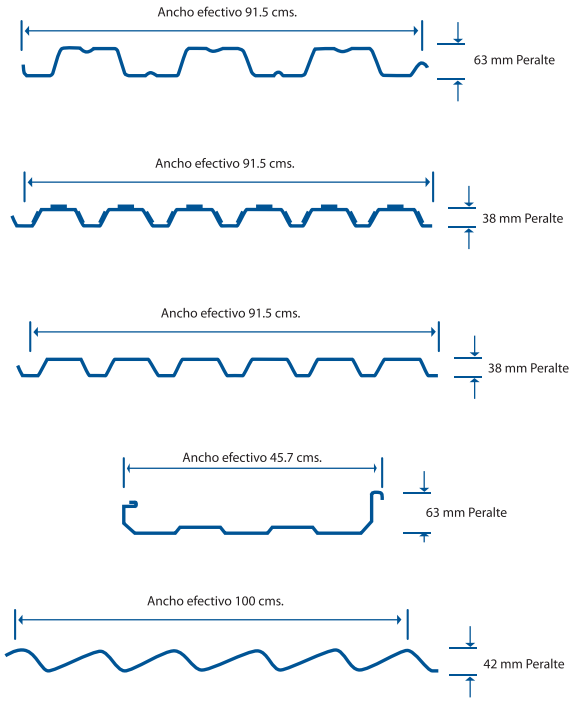

# Paneles

**Multytecho**

| Calibre | Poder C (cm) | Peralte (plg) | Presentación |
|---|---|---|---|
| 26/26 | 100 | 1, 1.5, 2, 2.5, 3, 4, 5, 6 | P |

**Glamet / Galvatecho**

| Calibre | Poder C (cm) | Peralte (plg) | Presentación |
|---|---|---|---|
| 26/26, 26/28 | 100 | 1, 1.5, 2, 2.5, 3, 4 | P |

**Glamet LV / Econotecho**

| Calibre | Poder C (cm) | Peralte (plg) | Presentación |
|---|---|---|---|
| 26 | 100 | 1, 1.5, 2 | P |

**Superwall / Multymuro**

| Calibre | Poder C (cm) | Peralte (plg) | Presentación |
|---|---|---|---|
| 26/26 | 100 | 1, 1.5, 2 | ZA, P |

**Superwall LV / Economuro**

| Calibre | Poder C (cm) | Peralte (plg) | Presentación |
|---|---|---|---|
| 26 | 100 | 1.5, 2 | P |

Poder C- Poder Cubriente / P-Ternium Pintro



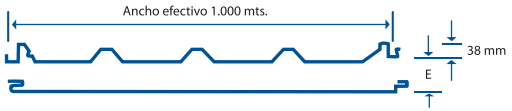

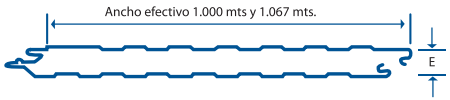

# Lámina



## LAMINA GALVANIZADA

| CALIBRE | ESPESOR | | PESO | | kg/ft lineal | | kg/m lineal | |
|---|---|---|---|---|---|---|---|---|
| No. | pulg | mm | lb/ft2 | kg/m2 | 3´ | 4´ | 3´ | 4´ |
| 10 | 0.1360 | 3.45 | 5.555 | 27.122 | 7.559 | 10.079 | 24.800 | 33.067 |
| 12 | 0.1061 | 2.69 | 4.333 | 21.156 | 5.896 | 7.862 | 19.345 | 25.793 |
| 14 | 0.0762 | 1.94 | 3.111 | 15.190 | 4.234 | 5.645 | 13.890 | 18.520 |
| 16 | 0.0613 | 1.56 | 2.500 | 12.207 | 3.402 | 4.536 | 11.162 | 14.883 |
| 18 | 0.0493 | 1.25 | 2.002 | 9.774 | 2.724 | 3.632 | 8.937 | 11.916 |
| 20 | 0.0374 | 0.95 | 1.519 | 7.419 | 2.068 | 2.757 | 6.783 | 9.045 |
| 22 | 0.0314 | 0.80 | 1.278 | 6.241 | 1.739 | 2.319 | 5.707 | 7.609 |
| 24 | 0.0254 | 0.65 | 1.037 | 5.064 | 1.411 | 1.882 | 4.630 | 6.173 |
| 26 | 0.0194 | 0.49 | 0.780 | 3.808 | 1.061 | 1.415 | 3.482 | 4.642 |
| 28 | 0.0168 | 0.42 | 0.667 | 3.258 | 0.908 | 1.211 | 2.979 | 3.972 |
| 30 | 0.0135 | 0.34 | 0.539 | 2.630 | 0.733 | 0.977 | 2.405 | 3.206 |
| 32 | 0.0112 | 0.28 | 0.458 | 2.238 | 0.624 | 0.831 | 2.046 | 2.728 |



# Planos



## LAMINA NEGRA

(rolada en caliente, decapada, rodada en frío)
Norma SAE 1006/1008/1010

| CALIBRE | ESPESOR | | PESO | 0.914 X 1.829 | 0.914 X 2.438 | 0.914 X 3.048 | 1.219 X 2.438 | 1.219 X 3.048 |
|---|---|---|---|---|---|---|---|---|
| No. | pulg | mm | kg/m2 | 3´X 6´ | 3´X 8´ | 3´X 10´ | 4´X 8´ | 4´X 10´ |
| 6 | 0.1943 | 4.94 | 39.681 | 66.337 | 88.45 | 110.567 | 118.122 | 147.653 |
| 8 | 0.1644 | 4.18 | 33.576 | 56.131 | 74.842 | 93.552 | 99.949 | 124.936 |
| 9 | 0.1495 | 3.8 | 30.523 | 51.028 | 68.038 | 85.047 | 90.861 | 113.576 |
| 10 | 0.1345 | 3.42 | 27.471 | 45.925 | 61.234 | 76.542 | 81.776 | 102.22 |
| 11 | 0.1196 | 3.04 | 24.42 | 40.824 | 54.432 | 68.04 | 72.693 | 90.867 |
| 12 | 0.1046 | 2.66 | 21.367 | 35.721 | 47.628 | 59.535 | 63.605 | 79.507 |
| 13 | 0.0897 | 2.28 | 18.315 | 30.618 | 40.824 | 51.03 | 54.52 | 68.15 |
| 14 | 0.0747 | 1.9 | 15.262 | 25.515 | 34.02 | 42.525 | 45.432 | 56.79 |
| 15 | 0.0673 | 1.71 | 13.736 | 22.963 | 30.617 | 38.271 | 40.889 | 51.112 |
| 16 | 0.0598 | 1.52 | 12.21 | 20.412 | 27.216 | 34.02 | 36.347 | 45.443 |
| 18 | 0.0478 | 1.21 | 9.768 | 16.33 | 21.773 | 27.216 | 29.007 | 36.347 |
| 19 | 0.0418 | 1.06 | 8.547 | 14.288 | 19.051 | 23.814 | 25.443 | 31.803 |
| 20 | 0.0359 | 0.91 | 7.326 | 12.247 | 16.33 | 20.412 | 21.808 | 27.26 |
| 22 | 0.0299 | 0.76 | 6.105 | 10.206 | 13.608 | 17.01 | 18.173 | 22.717 |
| 24 | 0.0239 | 0.61 | 4.884 | 8.165 | 10.886 | 13.608 | 14.539 | 18.173 |
| 26 | 0.0179 | 0.41 | 3.663 | 6.124 | 8.165 | 10.206 | 10.904 | 13.63 |
| 28 | 0.0149 | 0.38 | 3.052 | 5.103 | 6.804 | 8.505 | 9.085 | 11.356 |
| 30 | 0.012 | 0.3 | 2.442 | 4.082 | 5.443 | 6.804 | 7.269 | 9.087 |

## LAMINA ANTIDERRAPANTE

(fundida, troquelada) Norma A-283-B Fundida

| ESPESOR | | PESO | | |
|---|---|---|---|---|
| pulg | mm | kg/m2 | 0.91 x 3.05 | 1.22 x 3.05 |
| 0.0747 | 1.90 | 15.720 | 51.02 | 68.03 |
| 0.1046 | 2.66 | 21.967 | 71.44 | 95.25 |
| 0.125 | 3.17 | 30.514 | 85.050 | 111.59 |
| 0.1345 | 3.42 | 32.352 | 90.180 | 120.349 |
| 0.1875 | 4.76 | 43.274 | 120.630 | 160.979 |
| 0.250 | 6.40 | 56.034 | 156.180 | 204.12 |

# Placa

## PLACA DE ACERO EN ROLLO Y MOLINO

NORMA ASTM A-36, A-500, A-572, A-283, A-285

| | | PESO APROXIMADO EN KILOS DE PLACA DE ACERO EN MEDIDAS STANDARD | | | | | | | | | | | | |
|---|---|---|---|---|---|---|---|---|---|---|---|---|---|---|
| Pies | Metros | 3/16" 4.8mm | 1/4" 6.4mm | 5/16" 7.9mm | 3/8" 9.5mm | 1/2" 12.7mm | 5/8" 15.9mm | 3/4" 19.1mm | 7/8" 22.2mm | 1" 25.4mm | 1 1/4" 31.75mm | 1 1/2" 38.1mm | 2" 50.8mm |
| 3X6 | .914X1.83 | 62 | 83 | 104 | 125 | 167 | 208 | 250 | 291 | 333 | 421 | 505 | 674 |
| 3X8 | .914X2.44 | 83 | 111 | 139 | 167 | 222 | 278 | 333 | 389 | 444 | 562 | 674 | 899 |
| 3X10 | .914X3.05 | 104 | 139 | 173 | 208 | 278 | 347 | 416 | 486 | 555 | 702 | 842 | 1123 |
| 4X8 | 1.22X2.44 | 11 | 148 | 185 | 222 | 296 | 370 | 444 | 518 | 592 | 749 | 899 | 1198 |
| 4X10 | 1.22X3.04 | 139 | 185 | 231 | 278 | 370 | 463 | 555 | 648 | 740 | 936 | 1123 | 1498 |
| 4X12 | 1.22X3.66 | 167 | 222 | 278 | 333 | 444 | 555 | 666 | 777 | 888 | 1123 | 1348 | 1797 |
| 4X20 | 1.22X6.08 | 280 | 374 | 467 | 562 | 749 | 936 | 1123 | 1310 | 1498 | 1872 | 2246 | 2995 |
| 5X10 | 1.52X3.05 | 174 | 231 | 289 | 347 | 463 | 578 | 694 | 810 | 925 | 1170 | 1404 | 1872 |
| 5X15 | 1.52X4.57 | 260 | 347 | 434 | 521 | 694 | 868 | 1041 | 1215 | 1388 | 1755 | 2106 | 2808 |
| 5X20 | 1.52X6.10 | 347 | 463 | 578 | 694 | 925 | 1157 | 1388 | 1619 | 1851 | 2340 | 2808 | 3744 |
| 6X12 | 1.83X3.66 | 250 | 333 | 416 | 500 | 666 | 833 | 999 | 1166 | 1333 | 1685 | 2022 | 2696 |
| 6X18 | 1.83X5.49 | 375 | 500 | 625 | 750 | 999 | 1249 | 1499 | 1749 | 1999 | 2527 | 3033 | 4044 |
| 6X20 | 1.83X6.10 | 416 | 555 | 694 | 833 | 1110 | 1388 | 1666 | 1943 | 2221 | 2808 | 3370 | 4493 |
| 8X20 | 2.44X6.10 | 570 | 748 | 934 | 1124 | 1498 | 1872 | 2246 | 2629 | 2996 | 3744 | 4492 | 5990 |
| KILOS POR M2 | | 37.35 | 49.80 | 62.25 | 74.70 | 99.61 | 124.51 | 149.41 | 174.31 | 199.21 | 252 | 302 | 403 |
| KILOS POR PIE2 | | 3.470 | 4.627 | 5.793 | 6.9407 | 9.253 | 11.567 | 13.380 | 16.194 | 18.507 | --- | --- | --- |

**ESTOS PESOS SON TEÓRICOS Y PUEDEN VARIAR**

# Tubería

## CÉDULA 30

NORMA ASTM A-53 A

| DMC. NOMINAL | | DMC. EXTERIOR | CALIBRE | ESPESOR | PESO |
|---|---|---|---|---|---|
| pulg | mm | pulg | nominal | pulg | x pza |
| 1/2 | 12.70 | 0.840 | 14 | 0.0747 | 5.90 |
| 3/4 | 19.05 | 1.050 | 14 | 0.0747 | 7.88 |
| 1 | 25.40 | 1.315 | 14 | 0.0747 | 9.55 |
| 1 1/4 | 31.75 | 1.660 | 13 | 0.0897 | 14.26 |
| 1 1/2 | 38.10 | 1.900 | 13 | 0.0897 | 16.53 |
| 2 | 50.80 | 2 3/8 | 12 | 0.1046 | 24.17 |
| 2 1/2 | 63.50 | 2 7/8 | 12 | 0.1046 | 29.52 |
| 3 | 76.20 | 3 ½ | 11 | 0.1196 | 39.33 |
| 4 | 101.60 | 4 ½ | 11 | 0.1196 | 52.20 |
| 6 | 152.40 | 6 5/8 | 3/16 | 0.1880 | 117.33 |

## CÉDULA 40

NORMA ASTM A-53 A

| DMC. NOMINAL | | DMC. EXTERIOR | CALIBRE | ESPESOR | PESO |
|---|---|---|---|---|---|
| pulg | mm | pulg | nominal | pulg | x pza |
| 1/2 | 12.70 | 0.840 | 12 | 0.1046 | 8.27 |
| 3/4 | 19.05 | 1.050 | 12 | 0.1046 | 10.67 |
| 1 | 25.40 | 1.315 | 10 | 0.1345 | 16.20 |
| 1 1/4 | 31.75 | 1.660 | 10 | 0.1345 | 20.98 |
| 1 1/2 | 38.10 | 1.900 | 10 | 0.1345 | 27.98 |
| 2 | 50.80 | 2 3/8 | 10 | 0.1350 | 35.55 |
| 2 1/2 | 63.50 | 2 7/8 | 3/16 | 0.1880 | 53.96 |
| 3 | 76.20 | 3 ½ | 4 | 0.2242 | 78.41 |
| 4 | 101.60 | 4 ½ | 4 | 0.2242 | 102.30 |
| 6 | 152.40 | 6 5/8 | 0.280 | 0.2880 | 180.75 |

# Tubería Industrial



## MOFLERO

NORMA ASTM A-619

| DMC. EXTERIOR | | CALIBRE | KG. POR METRO | KG. POR PIEZA |
|---|---|---|---|---|
| pulg | mm | | | |
| 1/2 | 12.7 | 18 | 0.4 | 2.4 |
| | | 20 | 0.3 | 1.8 |
| 5/8 | 15.9 | 16 | 0.6 | 3.6 |
| | | 18 | 0.5 | 3.0 |
| | | 20 | 0.4 | 2.4 |
| 3/4 | 19.0 | 16 | 0.7 | 4.2 |
| | | 18 | 0.6 | 3.6 |
| | | 20 | 0.4 | 2.4 |
| 7/8 | 22.7 | 16 | 0.9 | 5.4 |
| | | 18 | 0.7 | 4.2 |
| | | 20 | 0.5 | 3.0 |
| 1 | 25.4 | 14 | 1.2 | 7.2 |
| | | 16 | 1.0 | 5.7 |
| | | 18 | 0.8 | 4.8 |
| | | 20 | 0.6 | 3.6 |
| 1 1/4 | 31.8 | 14 | 1.5 | 9.0 |
| | | 16 | 1.2 | 7.2 |
| | | 18 | 1.0 | 6.0 |
| | | 20 | 0.7 | 4.4 |
| 1 1/2 | 38.1 | 14 | 1.8 | 10.8 |
| | | 16 | 1.5 | 9.0 |
| | | 18 | 1.2 | 7.2 |
| | | 20 | 0.9 | 5.4 |
| 1 3/4 | 44.5 | 14 | 2.1 | 12.6 |
| | | 16 | 1.7 | 10.2 |
| | | 18 | 1.4 | 8.4 |
| | | 20 | 1.0 | 6.0 |
| 2 | 50.8 | 14 | 2.4 | 14.4 |
| | | 16 | 1.9 | 11.6 |
| | | 18 | 1.6 | 9.6 |
| | | 20 | 1.2 | 7.2 |
| 2 1/2 | 63.5 | 14 | 3.1 | 18.6 |
| | | 16 | 2.4 | 14.4 |
| | | 18 | 1.9 | 11.6 |
| | | 20 | 1.5 | 8.8 |
| 3 | 76.2 | 14 | 3.7 | 22.2 |
| | | 16 | 2.9 | 17.4 |
| | | 18 | 2.3 | 13.8 |
| 4 | 101.4 | 16 | 3.8 | 22.5 |



# Ángulos

NORMA ASTM A-36

| DIMENSIONES | | PESO | | |
|---|---|---|---|---|
| pulg | mm | kgs/mt | Lbs/pie | kgs/pza |
| 1/8 X 3/4 | 3.2 X 19.1 | 0.88 | 0.59 | 5.40 |
| 1 | 3.2 X 25.4 | 1.19 | 0.80 | 7.26 |
| 1 1/4 | 3.2 X 31.7 | 1.50 | 1.01 | 9.15 |
| 1 1/2 | 3.2 X 38.1 | 1.83 | 1.23 | 11.17 |
| 2 | 3.2 X 50.8 | 2.46 | 1.65 | 15.01 |
| 3/16 X 1 | 4.8 X 25.4 | 1.73 | 1.16 | 10.56 |
| 1 1/4 | 4.8 X 31.7 | 2.20 | 1.48 | 13.42 |
| 1 1/2 | 4.8 X 38.1 | 2.68 | 1.80 | 16.35 |
| 2 | 4.8 X 50.8 | 3.63 | 2.44 | 22.15 |
| 2 1/2 | 4.8 X 63.5 | 4.57 | 3.05 | 28.06 |
| 3 | 4.8 X 76.2 | 5.52 | 3.71 | 36.42 |
| 1/4 X 1 | 6.3 X 25.4 | 2.22 | 1.49 | 13.42 |
| 1 1/4 | 6.3 X 31.7 | 2.86 | 1.92 | 17.45 |
| 1 1/2 | 6.3 X 38.1 | 3.48 | 2.33 | 21.29 |
| 2 | 6.3 X 50.8 | 4.75 | 3.19 | 28.98 |
| 2 1/2 | 6.3 X 63.5 | 6.10 | 4.09 | 37.21 |
| 3 | 6.3 X 76.2 | 7.29 | 4.88 | 44.47 |
| 4 | 6.3 X 101.6 | 9.82 | 6.60 | 60.39 |
| 5/16 X 2 | 7.9 X 50.8 | 5.84 | 3.92 | 35.63 |
| 2 1/2 | 7.9 X 63.5 | 7.44 | 4.99 | 45.39 |
| 3 | 7.9 X 76.2 | 9.08 | 6.10 | 55.39 |
| 4 | 7.9 X 101.6 | 12.20 | 8.20 | 74.42 |
| 3/8 X 2 | 9.5 X 50.8 | 6.99 | 4.70 | 42.64 |
| 2 1/2 | 9.5 X 63.5 | 8.78 | 5.90 | 53.62 |
| 3 | 9.5 X 76.2 | 10.72 | 7.20 | 65.40 |
| 4 | 9.5 X 101.6 | 14.58 | 9.80 | 88.94 |
| 5 | 9.5 X 127.0 | 18.30 | 12.30 | 111.63 |
| 6 | 9.5 X 152.4 | 22.17 | 14.90 | 135.29 |
| 1/2 X 3 | 12.7 X 076.2 | 13.99 | 9.40 | 85.34 |
| 4 | 12.7 X 101.6 | 19.05 | 12.80 | 116.21 |
| 5 | 12.7 X 127.0 | 24.11 | 16.20 | 147.07 |
| 6 | 12.7 X 152.4 | 29.17 | 19.60 | 177.94 |
| 5/8 X 6 | 15.9 X 152.4 | 36.01 | 24.20 | 219.16 |
| 3/4 X 6 | 19.0 X 152.4 | 42.71 | 28.70 | 260.53 |

# Soleras

NORMA ASTM A-36 Y CALIDAD COMERCIAL

| DIMENSIONES | | PESO | |
|---|---|---|---|
| pulg | mm | kgs/mt | x pza |
| 1/8 x 1/2 | 3.2 x 12.7 | 0.313 | 1.952 |
| 3/4 | 19.0 | 0.470 | 2.867 |
| 1 | 25.4 | 0.632 | 3.843 |
| 1 1/4 | 31.7 | 0.789 | 4.819 |
| 1 1/2 | 38.1 | 0.946 | 5.795 |
| 2 | 50.8 | 1.265 | 7.747 |
| 3/16 x 1/2 | 4.8 x 12.7 | 0.470 | 2.867 |
| 3/4 | 19.0 | 0.708 | 4.331 |
| 1 | 25.4 | 0.946 | 5.795 |
| 1 1/4 | 31.7 | 1.184 | 7.259 |
| 1 1/2 | 38.1 | 1.421 | 8.662 |
| 2 | 50.8 | 1.897 | 11.59 |
| 2 1/2 | 63.5 | 2.373 | 14.475 |
| 1/4 x 1/2 | 6.3 x 12.7 | 0.632 | 3.8613 |
| 3/4 | 19.0 | 0.948 | 5.795 |
| 1 | 25.4 | 1.265 | 7.722 |
| 1 1/4 | 31.7 | 1.582 | 9.656 |
| 1-1/2 | 38.1 | 1.897 | 11.583 |
| 2 | 50.8 | 2.530 | 15.445 |
| 2 1/2 | 63.5 | 3.162 | 19.306 |
| 3 | 76.2 | 3.795 | 23.1618 |
| 4 | 101.6 | 5.060 | 30.89 |
| 5 | 127.0 | 6.325 | 38.582 |
| 6 | 152.4 | 7.590 | 46.335 |
| 5/16 x 1 | 7.9 x 25.4 | 1.578 | 9.625 |
| 1 1/4 | 31.7 | 1.973 | 12.035 |
| 1 1/2 | 38.1 | 2.368 | 14.444 |
| 2 | 50.8 | 3.162 | 19.288 |
| 2 1/2 | 63.5 | 3.953 | 24.113 |
| 3 | 76.2 | 4.794 | 29.243 |
| 4 | 101.6 | 6.325 | 38.582 |
| 5 | 127.0 | 7.903 | 48.208 |
| 6 | 152.4 | 9.487 | 57.870 |

| DIMENSIONES | | PESO | |
|---|---|---|---|
| pulg | mm | kgs/mt | x pza |
| 3/8 x 1 | 9.5 x 25.4 | 1.897 | 11.58 |
| 1 1/4 | 31.7 | 2.368 | 14.4814 |
| 1 1/2 | 38.1 | 2.843 | 17.3789 |
| 2 | 50.8 | 3.795 | 23.1678 |
| 2 1/2 | 63.5 | 4.744 | 28.9628 |
| 3 | 76.2 | 5.692 | 34.7578 |
| 4 | 101.6 | 7.590 | 46.3417 |
| 5 | 127.0 | 9.488 | 57.876 |
| 6 | 152.4 | 11.385 | 69.448 |
| 1/2 x 1 1/2 | 12.7 x 38.1 | 3.810 | 23.1678 |
| 2 | 50.8 | 5.060 | 30.866 |
| 2 1/2 | 63.5 | 6.325 | 38.582 |
| 3 | 76.2 | 7.590 | 46.3417 |
| 4 | 101.6 | 10.120 | 61.7869 |
| 5 | 127.0 | 12.650 | 77.165 |
| 6 | 152.4 | 15.180 | 92.598 |
| 5/8 x 1 1/2 | 15.9 x 38.1 | 4.760 | 29.036 |
| 2 | 50.8 | 6.325 | 38.582 |
| 2 1/2 | 63.5 | 7.903 | 48.208 |
| 3 | 76.2 | 9.487 | 57.870 |
| 4 | 101.6 | 12.650 | 77.165 |
| 5 | 127.0 | 15.813 | 96.459 |
| 6 | 152.4 | 18.974 | 115.741 |
| 3/4 x 2 | 19 x 50.8 | 7.590 | 46.299 |
| 2 1/2 | 63.5 | 9.487 | 57.870 |
| 3 | 76.2 | 11.385 | 69.448 |
| 4 | 101.6 | 15.180 | 92.598 |
| 5 | 127.0 | 18.975 | 115.747 |
| 6 | 152.4 | 22.769 | 138.890 |
| 1 x 2 | 25.4 x 50.8 | 10.120 | 61.732 |
| 3 | 76.2 | 15.180 | 92.598 |
| 4 | 101.6 | 20.240 | 123.464 |
| 5 | 127.0 | 25.299 | 154.323 |
| 6 | 152.4 | 30.359 | 185.189 |



# Redondos y Cuadrados



NORMA ASTM A-36, ASTM A-510-1982
Y CALIDAD COMERCIAL

| PERFIL | | PESO | |
|---|---|---|---|
| pulg | mm | redondo kg x pza | cuadrado kg x pza |
| 3/8 | 9.5 | 3.42 | 4.331 |
| 1/2. ligero | 12.0 | --- | 7.32 |
| 1/2 | 12.7 | 6.10 | 7.69 |
| 5/8 | 15.9 | 9.46 | 12.02 |
| 3/4 | 19.0 | 13.67 | 17.32 |
| 7/8 | 22.2 | 18.24 | --- |
| 1 | 25.4 | 24.22 | 30.86 |
| 1 1/8 | 28.6 | 30.18 | --- |
| 1 1/4 | 31.7 | 37.88 | --- |
| 1 1/2 | 38.1 | 54.53 | 68.34 |
| 1 3/4 | 44.4 | 74.24 | --- |
| 2 | 50.8 | 95.40 | 121.44 |
| 2 1/2 | 63.5 | 148.98 | --- |

# Tee

NORMA ASTM A-36, ASTM A-510-1982
Y CALIDAD COMERCIAL

| PERFIL | | PESO |
|---|---|---|
| pulg | mm | x pza |
| 1/8 x 1 | 3.2 x 25.41 | 8.05 |

# IPS y Canal U

NORMA ASTM A-36

| MEDIDA | PERALTE | PATÍN | | ESPESOR | | ALMA | | PESO TEÓRICO | |
|---|---|---|---|---|---|---|---|---|---|
| | mm | in | mm | in | mm | in | mm | kg/m | lb/ft |
| 3" | 76.20 | 2.33 | 59.2 | - - | - - | 0.170 | 4.3 | 8.48 | 5.7 |
| 4" | 101.60 | 2.663 | 67.6402 | 0.293 | 7.4422 | 0.193 | 4.9022 | 11.459 | 7.700 |
| 5" | 127 | 3.004 | 76.3016 | 0326 | 8.2804 | 0.214 | 5.4356 | 14.882 | 10.000 |
| 6" | 152.40 | 3.332 | 84.6328 | 0359 | 9.1186 | 0.232 | 5.8928 | 18.602 | 12.500 |
| 8" | 200 | 3.543 | 89.9922 | 0.445 | 11.3030 | 0.295 | 7.4930 | 26.20 | 17.605 |

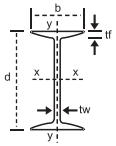


## CANAL U

| PERALTE | | PATÍN | | ALMA | | PESO | |
|---|---|---|---|---|---|---|---|
| pulg | mm. | pulg | mm. | pulg | mm. | kg /m | lb/pie |
| 3 | 76.2 | 1.41 | 35.8 | 0.17 | 4.3 | 6.1 | 4.1 |
| 4 | 101.6 | 1.58 | 40.2 | 0.18 | 4.8 | 8.04 | 5.4 |
| 6 | 152.4 | 1.92 | 48.7 | 0.2 | 5.1 | 12.2 | 8.2 |
| 6 | 152.4 | 2.03 | 51.6 | 0.31 | 8 | 15.62 | 10.5 |
| 6 | 152.4 | 2.16 | 54.9 | 0.56 | 11 | 19.34 | 13 |
| 8 | 203.2 | 2.25 | 57.4 | 0.22 | 5.6 | 17.11 | 11.5 |
| 8 | 203.2 | 2.34 | 59.5 | 0.303 | 8 | 20.46 | 13.7 |
| 8 | 203.2 | 2.52 | 64.0 | 0.49 | 12.4 | 27.93 | 18.77 |
| 10 | 254.0 | 2.6 | 66.0 | 0.240 | 6.10 | 22.76 | 15.3 |
| 10 | 254.0 | 2.74 | 69.5 | 0.379 | 9.62 | 29.76 | 20 |
| 10 | 254.0 | 2.88 | 73.3 | 0.526 | 13.36 | 37.2 | 25 |
| 10 | 254.0 | 3.03 | 77.0 | 0.673 | 17.09 | 44.6 | 30 |
| 12 | 304.8 | 2.94 | 74.72 | 0.282 | 7.16 | 30.8 | 20.7 |
| 12 | 304.8 | 3.04 | 77.39 | 0.387 | 9.83 | 37.2 | 25 |
| 12 | 304.8 | 3.17 | 80.51 | 0.510 | 12.95 | 44.6 | 30 |

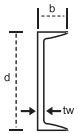




# IPR

NORMA A-36, A-572-50

| MEDIDA | PESO | | ÁREA | PERALTE | PATÍN | | ALMA |
|---|---|---|---|---|---|---|---|
| pulg | lb/ft | kg/m | A in2 | d in | b in | ft in | tw in |
| 6 X 4 | 9.0 | 13.40 | 2.68 | 5.90 | 3.940 | 0.215 | 0.170 |
| | 12.0 | 17.90 | 3.55 | 6.03 | 4.000 | 0.280 | 0.230 |
| | 16.0 | 23.808 | 4.74 | 6.28 | 4.030 | 0.405 | 0.260 |
| 6 X 6 | 15.0 | 22.35 | 4.43 | 5.99 | 5.99 | 0.26 | 0.23 |
| 8 X 4 | 10.0 | 14.90 | 2.96 | 7.89 | 3.940 | 0.205 | 0.170 |
| | 13.0 | 19.40 | 3.84 | 7.99 | 4.000 | 0.255 | 0.230 |
| | 15.0 | 22.32 | 4.44 | 8.11 | 4.015 | 0.315 | 0.245 |
| 8 X 5 1/4 | 18.0 | 26.80 | 5.26 | 8.14 | 5.250 | 0.330 | 0.230 |
| | 21.0 | 31.248 | 6.16 | 8.28 | 5.270 | 0.400 | 0.250 |
| 8 X 6 1/2 | 24.0 | 35.72 | 7.08 | 7.93 | 6.50 | 0.40 | 0.25 |
| 8 X 8 | 31.0 | 46.19 | 9.13 | 8.00 | 7.99 | 0.435 | 0.285 |
| 10 x 4 | 12.0 | 17.90 | 3.54 | 9.87 | 3.960 | 0.210 | 0.190 |
| | 15.0 | 22.40 | 4.41 | 9.99 | 4.000 | 0.270 | 0.230 |
| | 17.0 | 25.296 | 4.99 | 10.11 | 4.010 | 0.330 | 0.240 |
| | 19.0 | 28.272 | 5.62 | 10.24 | 4.020 | 0.395 | 0.250 |
| 10 X 5 3/4 | 22.0 | 32.80 | 6.49 | 10.17 | 5.750 | 0.360 | 0.240 |
| | 26.0 | 38.70 | 7.61 | 10.33 | 5.770 | 0.440 | 0.260 |
| | 30.0 | 44.64 | 8.84 | 10.47 | 5.810 | 0.510 | 0.300 |
| 10 X 8 | 33.0 | 49.10 | 9.71 | 9.73 | 7.96 | 0.435 | 0.29 |
| | 39.0 | 58.10 | 11.5 | 9.92 | 7.985 | 0.53 | 0.315 |
| 10 X 10 | 54.0 | 80.50 | 15.8 | 10.09 | 10.03 | 0.615 | 0.37 |
| 12 X 4 | 14.0 | 20.90 | 4.16 | 11.91 | 3.970 | 0.225 | 0.200 |
| | 16.0 | 23.90 | 4.71 | 11.99 | 3.990 | 0.265 | 0.220 |
| | 19.0 | 28.272 | 5.57 | 12.16 | 4.005 | 0.350 | 0.235 |
| | 22.0 | 32.736 | 6.48 | 12.31 | 4.030 | 0.425 | 0.260 |
| 12 X 6 1/2 | 26.0 | 38.80 | 7.65 | 12.22 | 6.490 | 0.380 | 0.230 |
| | 30.0 | 44.70 | 8.79 | 12.34 | 6.520 | 0.440 | 0.260 |
| | 35.0 | 52.08 | 10.30 | 12.50 | 6.560 | 0.520 | 0.300 |
| 12 X 8 | 40 | 59.60 | 11.80 | 11.94 | 8.005 | 0.515 | 0.295 |
| | 45 | 67.00 | 13.20 | 12.06 | 8.045 | 0.575 | 0.335 |
| | 50 | 74.40 | 14.70 | 12.19 | 8.080 | 0.640 | 0.370 |
| 12 X 10 | 53 | 79.00 | 15.6 | 12.06 | 9.995 | 0.575 | 0.345 |
| 12 X 12 | 65 | 97.00 | 19.1 | 12.12 | 12 | 0.605 | 0.39 |
| 14 X 5 | 22 | 32.80 | 6.49 | 13.74 | 5.00 | 0.34 | 0.23 |
| | 26 | 38.80 | 7.69 | 13.91 | 5.03 | 0.42 | 0.26 |
| 14 X 6 3/4 | 30 | 44.70 | 8.85 | 13.84 | 6.730 | 0.385 | 0.270 |
| | 34 | 50.60 | 10.00 | 13.98 | 6.745 | 0.455 | 0.285 |
| | 38 | 56.54 | 11.20 | 14.10 | 6.770 | 0.515 | 0.310 |
| 14 X 8 | 43 | 64.00 | 12.60 | 13.66 | 7.995 | 0.530 | 0.305 |
| | 48 | 71.42 | 14.10 | 13.79 | 8.030 | 0.595 | 0.340 |
| | 53 | 78.86 | 15.60 | 13.92 | 8.060 | 0.660 | 0.370 |
| 14 X 10 | 61 | 90.80 | 17.90 | 13.89 | 10.00 | 0.65 | 0.38 |
| | 68 | 101.00 | 20.00 | 14.04 | 10.04 | 0.72 | 0.42 |
| | 82 | 122.00 | 24.10 | 14.31 | 10.13 | 0.86 | 0.51 |
| 14 X 14 1/2 | 90 | 133.90 | 26.5 | 14.02 | 14.52 | 0.71 | 0.44 |
| | 109 | 162.20 | 32 | 14.32 | 14.61 | 0.86 | 0.53 |
| | 120 | 178.60 | 35.3 | 14.48 | 14.67 | 0.94 | 0.59 |
| | 132 | 196.40 | 38.8 | 14.66 | 14.73 | 1.03 | 0.65 |

# IPR

NORMA A-36, A-572-50

| MEDIDA | PESO | | ÁREA | PERALTE | PATÍN | | ALMA |
|---|---|---|---|---|---|---|---|
| pulg | lb/ft | kg/m | A in2 | d in | b in | ft in | tw in |
| 16 X 5 1/2 | 26 | 38.7 | 7.7 | 15.69 | 5.50 | 0.35 | 0.25 |
| | 31 | 46.14 | 9.1 | 15.88 | 5.53 | 0.44 | 0.28 |
| 16 X 7 | 36 | 53.568 | 10.60 | 15.86 | 6.985 | 0.430 | 0.295 |
| | 40 | 59.520 | 11.80 | 16.01 | 6.995 | 0.505 | 0.305 |
| | 45 | 67.02 | 13.30 | 16.13 | 7.035 | 0565 | 0.345 |
| | 50 | 74.400 | 14.70 | 16.26 | 7.070 | 0.630 | 0.380 |
| | 57 | 84.816 | 16.80 | 16.43 | 7.120 | 0.715 | 0.430 |
| 16 X 10 1/4 | 67 | 99.73 | 19.7 | 16.33 | 10.24 | 0.67 | 0.40 |
| | 77 | 114.69 | 22.6 | 16.52 | 10.295 | 0.76 | 0.455 |
| | 89 | 132.56 | 26.2 | 16.75 | 10.365 | 0.875 | |
| 18 X 6 | 35 | 52.10 | 10.3 | 17.7 | 6.00 | 0.43 | 0.30 |
| | 40 | 59.54 | 11.8 | 17.90 | 6.02 | 0.53 | 0.32 |
| | 46 | 68.08 | 13.5 | 18.06 | 6.06 | 0.61 | 0.36 |
| 18 X 7 1/2 | 50 | 74.4 | 14.70 | 17.99 | 7.495 | 0.570 | 0.355 |
| | 55 | 81.840 | 16.20 | 18.11 | 7.530 | 0.630 | 0.390 |
| | 60 | 89.280 | 17.60 | 18.24 | 7.555 | 0.695 | 0.415 |
| | 65 | 96.720 | 19.10 | 18.35 | 7.590 | 0.750 | 0.450 |
| | 71 | 105.648 | 20.80 | 18.47 | 7.635 | 0.810 | 0.495 |
| 18 X 11 | 76 | 113.088 | 31.60 | 18.22 | 11.02 | 0.681 | 0.425 |
| | 86 | 127.98 | 35.76 | 18.38 | 11.10 | 0.772 | 0.480 |
| | 97 | 144.35 | 40.37 | 18.58 | 11.14 | 0.870 | 0.535 |
| | 106 | 157.75 | 44.10 | 18.74 | 11.18 | 0.940 | 0.591 |
| | 119 | 177.10 | 49.58 | 18.97 | 11.26 | 1.063 | 0.654 |
| 21 X 6 1/2 | 44 | 65.5 | 13.00 | 20.66 | 6.50 | 0.45 | 0.35 |
| | 50 | 74.40 | 14.70 | 20.83 | 6.53 | 0.54 | 0.38 |
| 21 X 8 1/4 | 62 | 92.70 | 18.30 | 20.99 | 8.24 | 0.62 | 0.40 |
| | 68 | 101.30 | 20.00 | 21.13 | 8.27 | 0.69 | 0.43 |
| | 83 | 123.62 | 24.30 | 21.43 | 8.335 | 0.835 | 0.515 |
| 21 X 12 1/4 | 101 | 150.44 | 29.80 | 21.36 | 12.29 | 0.80 | 0.50 |
| 24 X 7 | 62 | 92.00 | 18.20 | 23.74 | 7.04 | 0.59 | 0.43 |
| 24 X 9 | 68 | 101.20 | 20.10 | 23.73 | 8.97 | 0.59 | 0.42 |
| | 76 | 113.40 | 22.40 | 23.92 | 8.99 | 0.68 | 0.44 |
| | 94 | 139.92 | 27.70 | 24.31 | 9.07 | 0.88 | 0.52 |
| 24 X 13 | 131 | 195.12 | 38.50 | 24.48 | 12.855 | 0.96 | 0.605 |
| 24 X 10 | 84 | 125.60 | 24.80 | 26.71 | 9.96 | 0.64 | 0.46 |
| | 114 | 169.40 | 33.50 | 27.29 | 10.07 | 0.93 | 0.57 |
| 33 X 11 1/2 | 141 | 210.02 | 41.60 | 33.30 | 11.535 | 0.96 | 0.605 |
| | 152 | 226.40 | 44.70 | 3.49 | 11.565 | 1.055 | 0.635 |
| 36 X 12 | 135 | 201.08 | 39.7 | 35.55 | 11.95 | 0.79 | 0.60 |
| | 170 | 253.22 | 50 | 36.17 | 12.03 | 1.10 | 0.68 |
| | 210 | 312.79 | 61.80 | 36.69 | 12.18 | 1.36 | 0.83 |

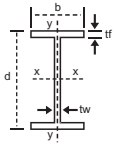


Pág. 18

# HSS

| CUADRADO | RECTANGULAR | PESO EN KG./MTO. | | | | | |
|---|---|---|---|---|---|---|---|
| | | 1/8" | 3/16" | 1/4" | 5/16" | 3/8" | 1/2" |
| 4" x 4" | --- | 9.61 | 14.02 | 18.17 | 22.07 | 25.70 | 32.19 |
| | 5" x 3" | 9.61 | 14.02 | 18.17 | 22.07 | 25.70 | 32.19 |
| | 6" x 2" | 9.61 | 14.02 | 18.17 | 22.07 | 25.70 | 32.19 |
| 4 1/2" x 4 ½" | --- | 10.86 | 15.92 | 20.70 | 25.24 | 29.50 | 37.25 |
| | 5" x 4" | 10.86 | 15.92 | 20.70 | 25.24 | 29.50 | 37.25 |
| | 6" x 3" | 10.86 | 15.92 | 20.70 | 25.24 | 29.50 | 37.25 |
| | 7" x 2" | 10.86 | 15.92 | 20.70 | 25.24 | 29.50 | 37.25 |
| 5" x 5" | --- | 12.13 | 17.81 | 23.25 | 28.39 | 33.29 | 42.31 |
| | 6" x 4" | 12.13 | 17.81 | 23.25 | 28.39 | 33.29 | 42.31 |
| | 7" x 3" | 12.13 | 17.81 | 23.25 | 28.39 | 33.29 | 42.31 |
| | 8" x 2" | 12.13 | 17.81 | 23.25 | 28.39 | 33.29 | 42.31 |
| 5 1/2" x 5 ½" | --- | | 19.72 | 25.77 | 31.56 | 37.10 | |
| | 6" x 5" | | 19.72 | 25.77 | 31.56 | 37.10 | |
| | 7" x 4" | | 19.72 | 25.77 | 31.56 | 37.10 | |
| | 8" x 3" | | 19.72 | 25.77 | 31.56 | 37.10 | |
| 6" x 6" | --- | | 21.62 | 28.30 | 34.73 | 40.89 | 52.44 |
| | 7" x 5" | | 21.62 | 28.30 | 34.73 | 40.89 | 52.44 |
| | 8" x 4" | | 21.62 | 28.30 | 34.73 | 40.89 | 52.44 |
| | 9" x 3" | | 21.62 | 28.30 | 34.73 | 40.89 | 52.44 |
| | 10" x 2" | | 21.62 | 28.30 | 34.73 | 40.89 | 52.44 |
| 7" x 7" | --- | | 25.42 | 33.36 | 41.06 | 48.48 | 62.58 |
| | 8" x 6" | | 25.42 | 33.36 | 41.06 | 48.48 | 62.58 |
| | 9" x 5" | | 25.42 | 33.36 | 41.06 | 48.48 | 62.58 |
| | 10" x 4" | | 25.42 | 33.36 | 41.06 | 48.48 | 62.58 |
| | 12" x 2" | | 25.42 | 33.36 | 41.06 | 48.48 | 62.58 |
| 7 1/2" x 7 ½" | --- | | 27.31 | 35.89 | 44.23 | 52.28 | 67.64 |
| | 8" x 7" | | 27.31 | 35.89 | 44.23 | 52.28 | 67.64 |
| | 9" x 6" | | 27.31 | 35.89 | 44.23 | 52.28 | 67.64 |
| | 10"X5" | | 27.31 | 35.89 | 44.23 | 52.28 | 67.64 |
| | 12"X3" | | 27.31 | 35.89 | 44.23 | 52.28 | 67.64 |
| 8" x 8" | --- | | 29.21 | 38.42 | 47.38 | 56.09 | 72.7' |
| | 9" x 7" | | 29.21 | 38.42 | 47.38 | 56.09 | 72.70 |
| | 10" x 6" | | 29.21 | 38.42 | 47.38 | 56.09 | 72.70 |
| | 12" x 4" | | 29.21 | 38.42 | 47.38 | 56.09 | 72.70 |
| 9" X 9" | --- | | 33.01 | 43.50 | 53.72 | 63.68 | 82.83 |
| | 10"x8" | | 33.01 | 43.50 | 53.72 | 63.68 | 82.83 |
| | 12"x6" | | 33.01 | 43.50 | 53.72 | 63.68 | 82.83 |
| | 14"x4" | | 33.01 | 43.50 | 53.72 | 63.68 | 82.83 |
| 10" x 10" | --- | | 36.80 | 48.56 | 60.05 | 71.28 | 92.95 |
| | 12" x 8" | | 36.80 | 48.56 | 60.05 | 71.28 | 92.95 |
| | 14" x 6" | | 36.80 | 48.56 | 60.05 | 71.28 | 92.95 |
| | 16" x 4" | | 36.80 | 48.56 | 60.05 | 71.28 | 92.95 |
| 12" x 12" | | | 44.41 | 56.68 | 72.71 | 86.46 | 113.20 |

# PTR

PTR CALIDAD COMERCIALES — NORMA A-500-A
PTR ALTA RESISTENCIA — NORMA A-500-B
PTR H-50 — NORMA A-500-C H-50

| MEDIDA | ESPESOR | | CALIBRE | COLOR | KGS. |
|---|---|---|---|---|---|
| exterior pulg | pulg | mm | | | por pieza |
| 1" x 1" | 0.059 | --- | 16 | NARANJA | 7.30 |
| 1" x 1" | 0.075 | 1.89 | 14 | AZUL | 8.64 |
| 1" x 1" | 0.090 | 2.66 | 12 | VERDE | 11.22 |
| 1" x 1" | 0.120 | 3.42 | 10 | ROJO | 13.62 |
| 1 1/4" x 1 1/4" | 0.059 | --- | 16 | NARANJA | 8.85 |
| 1 1/4" x 1 1/4" | 0.075 | 1.89 | 14 | AZUL | 10.68 |
| 1 1/4" x 1 1/4" | 0.105 | 2.66 | 12 | BLANCO | 14.90 |
| 1 ½" x 1 ½" | 0.059 | --- | 16 | NARANJA | 10.85 |
| 1 ½" x 1 ½" | 0.075 | 1.89 | 14 | AZUL | 13.08 |
| 1 ½" x 1 ½" | 0.105 | 2.66 | 12 | BLANCO | 17.76 |
| 1 ½" x 1 ½" | 0.120 | 3.04 | 11 | VERDE | 19.98 |
| 1 ½" x 1 ½" | 0.149 | 3.80 | 9 | ROJO | 24.12 |
| 1 ½" x 1 ½" | 0.174 | --- | 7 | --- | 30.20 |
| 2" X 1" | 0.059 | --- | 16 | --- | 10.80 |
| 2" X 1" | 0.075 | 1.89 | 14 | AZUL | 12.90 |
| 2" X 1" | 0.105 | 3.04 | 12 | BLANCO | 16.50 |
| 2" X 1" | 0.120 | 3.80 | 11 | VERDE | 20.80 |
| 2" x 2" | 0.059 | --- | 16 | --- | 14.30 |
| 2" x 2" | 0.075 | 1.89 | 14 | AZUL | 17.70 |
| 2" x 2" | 0.120 | 2.66 | 12 | BLANCO | 24.30 |
| 2" x 2" | 0.149 | 3.04 | 11 | VERDE | 27.30 |
| 2" x 2" | 0.179 | 3.80 | 9 | ROJO | 33.36 |
| 2 ½" X 2 ½" | 0.059 | --- | 16 | --- | 14.40 |
| 2 ½" X 2 ½" | 0.075 | 1.89 | 14 | AZUL | 22.14 |
| 2 ½" X 2 ½" | 0.105 | 3.04 | 11 | BLANCO | 34.92 |
| 2 ½" X 2 ½" | 0.120 | 3.80 | 9 | VERDE | 42.78 |
| 2 ½" X 2 ½" | 0.149 | 4.55 | 7 | ROJO | 50.22 |
| 3" X 1" | 0.059 | --- | 16 | --- | 14.50 |
| 3" X 1" | 0.075 | 1.89 | 14 | AZUL | 27.54 |
| 3" X 1" | 0.120 | 3.04 | 11 | BLANCO | 42.54 |
| 3" X 1" | 0.149 | 3.80 | 9 | VERDE | 52.32 |
| 3" X 1" | 0.179 | 4.55 | 7 | ROJO | 61.68 |



# PTR

PTR CALIDAD COMERCIALES — NORMA A-500-A
PTR ALTA RESISTENCIA — NORMA A-500-B
PTR H-50 — NORMA A-500-C H-50

| MEDIDA | ESPESOR | | CALIBRE | COLOR | KGS. |
|---|---|---|---|---|---|
| exterior pulg | pulg | mm | | | por pieza |
| 3 ½" X 3 ½" | 0.059 | --- | 16 | --- | 19.90 |
| 3 ½" X 3 ½" | 0.074 | 1.89 | 14 | AZUL | 31.62 |
| 3 ½" X 3 ½" | 0.1196 | 3.04 | 11 | BLANCO | 50.04 |
| 3 ½" X 3 ½" | 0.1495 | 3.80 | 9 | VERDE | 61.68 |
| 3 ½" X 3 ½" | 0.1793 | 4.55 | 7 | ROJO | 71.96 |
| 3" X 2" | 0.059 | --- | 7 | --- | 18.1 |
| 3" X 2" | 0.074 | 1.89 | 16 | AZUL | 22.14 |
| 3" X 2" | 0.1196 | 3.04 | 14 | BLANCO | 34.92 |
| 3" X 2" | 0.1495 | 3.80 | 11 | VERDE | 42.78 |
| 3" X 2" | 0.1793 | 4.55 | 9 | ROJO | 50.22 |
| 3" X 3" | 0.059 | --- | 16 | --- | 18.1 |
| 3" X 3" | 0.074 | 1.89 | 14 | AZUL | 27.54 |
| 3" X 3" | 0.1196 | 3.04 | 11 | BLANCO | 42.54 |
| 3" X 3" | 0.1495 | 3.80 | 9 | VERDE | 52.32 |
| 3" X 3" | 0.1793 | 4.55 | 7 | ROJO | 61.68 |
| 4" x 2" | 0.059 | --- | 16 | --- | 26.90 |
| 4" x 2" | 0.074 | 1.89 | 14 | AZUL | 27.54 |
| 4" x 2" | 0.1196 | 3.04 | 11 | BLANCO | 42.54 |
| 4" x 2" | 0.1495 | 3.80 | 9 | VERDE | 52.32 |
| 4" x 2" | 0.1793 | 4.55 | 7 | ROJO | 61.68 |
| 4" X 3" | 0.059 | --- | 16 | --- | 31.0 |
| 4" X 3" | 0.074 | 1.89 | 14 | AZUL | 31.62 |
| 4" X 3" | 0.1196 | 3.04 | 11 | BLANCO | 50.04 |
| 4" X 3" | 0.1495 | 3.80 | 9 | VERDE | 61.68 |
| 4" X 3" | 0.1793 | 4.55 | 7 | ROJO | 72.96 |
| 4" x 4" | 0.059 | --- | 16 | --- | 35.5 |
| 4" x 4" | 0.074 | 1.89 | 14 | AZUL | 36.18 |
| 4" x 4" | 0.1196 | 3.04 | 11 | BLANCO | 57.60 |
| 4" x 4" | 0.1495 | 3.80 | 9 | VERDE | 72.18 |
| 4" x 4" | 0.1793 | 4.55 | 7 | ROJO | 85.80 |
| 6" X 2" | 0.059 | --- | 16 | --- | 35.5 |
| 6" X 2" | 0.074 | --- | 14 | AZUL | 35.80 |
| 6" X 2" | 0.1196 | --- | 11 | BLANCO | 58.56 |
| 6" X 2" | 0.1495 | --- | 9 | VERDE | 72.70 |
| 6" X 2" | 0.1793 | --- | 7 | ROJO | 85.40 |

# Polín Montén




NORMA MONTÉN CALIDAD COMERCIAL ASTM A569
NORMA MONTÉN ALTA RESISTENCIA ASTM A570 G50

| PERALTE | DIMENSIONES EN PULGADAS | CAL. | KG | DIMENSIONES EN MM | | | |
|---|---|---|---|---|---|---|---|
| pulg | D x B | | x pza | D | B | d | T |
| 3 | 3X1.5 | 10 | 27.60 | 76 | 38 | 19 | 3.4 |
| 3 | 3X1.5 | 12 | 22.20 | 76 | 38 | 19 | 2.7 |
| 3 | 3X1.5 | 14 | 16.20 | 76 | 38 | 19 | 1.9 |
| 3 | 3X1.5 | 16 | 13.20 | 76 | 38 | 19 | 1.5 |
| 4 | 4X2.0 | 10 | 35.40 | 102 | 51 | 19 | 3.4 |
| 4 | 4X2.0 | 12 | 28.20 | 102 | 51 | 19 | 2.7 |
| 4 | 4X2.0 | 14 | 19.80 | 102 | 51 | 16 | 1.9 |
| 4 | 4X2.0 | 16 | 16.20 | 102 | 51 | 16 | 1.5 |
| 5 | 5X2.0 | 10 | 39.60 | 127 | 51 | 19 | 3.4 |
| 5 | 5X2.0 | 12 | 31.20 | 127 | 51 | 19 | 2.7 |
| 5 | 5X2.0 | 14 | 22.20 | 127 | 51 | 16 | 1.9 |
| 5 | 5X2.0 | 16 | 18.00 | 127 | 51 | 16 | 1.5 |
| 6 | 6X2.5 | 10 | 48.00 | 152 | 64 | 19 | 3.4 |
| 6 | 6X2.5 | 12 | 37.50 | 152 | 64 | 19 | 2.7 |
| 6 | 6X2.5 | 14 | 24.40 | 152 | 64 | 19 | 1.9 |
| 6 | 6X2.5 | 16 | 22.20 | 162 | 64 | 19 | 1.5 |
| 7 | 7X2.5 | 10 | 53.40 | 178 | 64 | 19 | 3.4 |
| 7 | 7X2.5 | 12 | 41.40 | 178 | 64 | 19 | 2.7 |
| 7 | 7X2.5 | 14 | 36.26 | 178 | 64 | 19 | 1.9 |
| 7 | 7X2.5 | 16 | 23.40 | 178 | 64 | 19 | 1.5 |
| 8 | 8X3.0 | 10 | 80.80 | 203 | 76 | 19 | 3.4 |
| 8 | 8X3.0 | 12 | 64.00 | 203 | 76 | 19 | 2.7 |
| 8 | 8X3.0 | 14 | 45.60 | 203 | 76 | 19 | 1.9 |
| 8 | 8X3.0 | 16 | 36.80 | 203 | 76 | 19 | 1.5 |
| 10 | 10X3.5 | 10 | 124.00 | 254 | 89 | 22 | 3.4 |
| 10 | 10X3.5 | 12 | 97.00 | 254 | 89 | 22 | 2.7 |
| 10 | 10X3.5 | 14 | 64.00 | 254 | 89 | 19 | 1.9 |
| 10 | 10X3.5 | 16 | 56.00 | 254 | 89 | 19 | 1.5 |
| 12 | 12X3.5 | 10 | 164.40 | 305 | 89 | 22 | 3.4 |
| 12 | 12X3.5 | 12 | 129.60 | 305 | 89 | 22 | 2.7 |
| 12 | 12X3.5 | 14 | 92.40 | 305 | 89 | 19 | 1.9 |
| 12 | 12X3.5 | 16 | 74.40 | 305 | 89 | 19 | 1.5 |

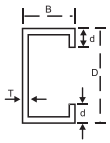


Nota: Todos los pesos son teóricos con la tolerancia A.S.T.M. (+ - 5%)



# Perfiles

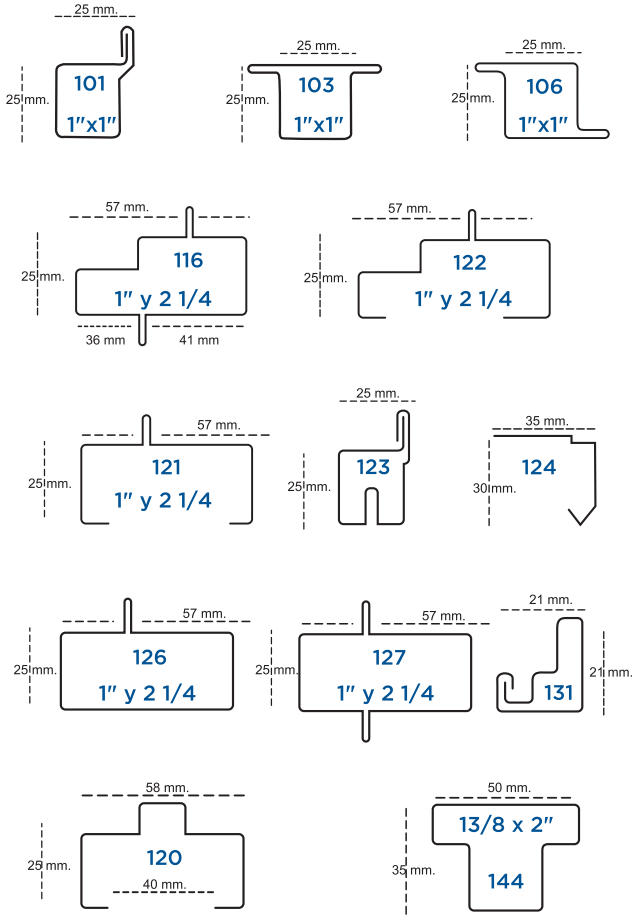

# Perfiles

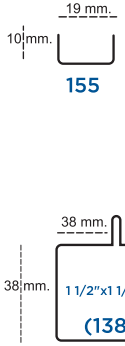


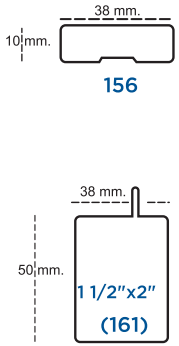


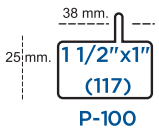


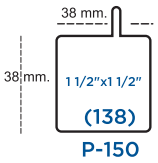


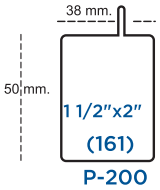


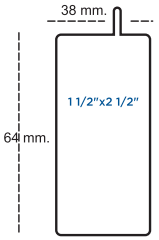


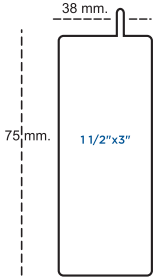


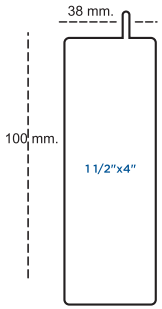




# Perfiles

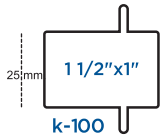


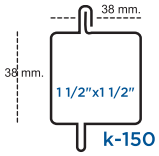


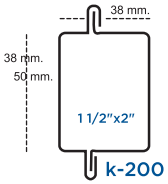


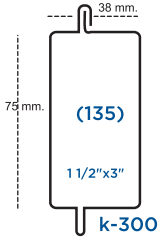


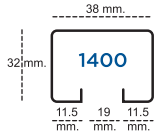


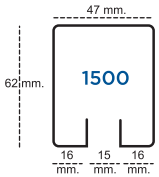


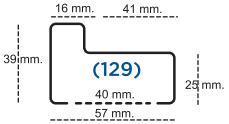


M 225

-

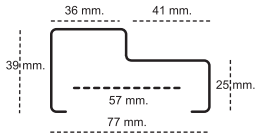


M-300

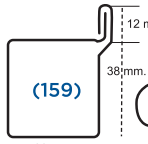


141

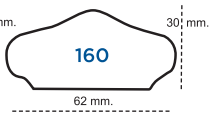

# Perfiles

## CUADRADO

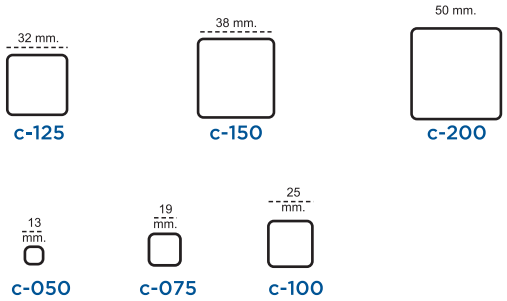


## RECTANGULAR

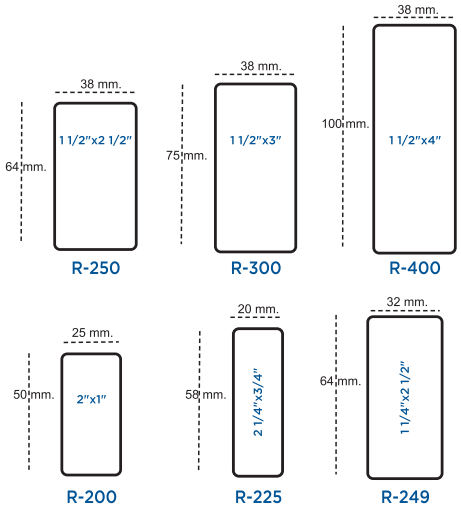




# Perfiles

## RECTANGULAR

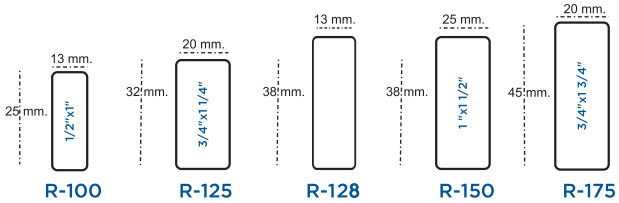


## DUELA

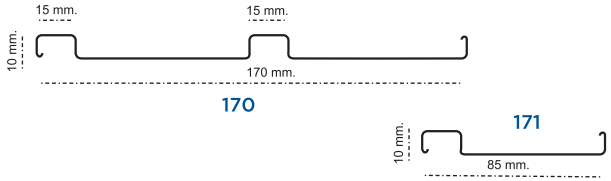


## TABLERO

### Tablero doble vista

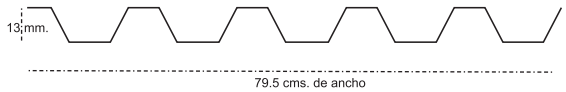


### Tablero caja chica

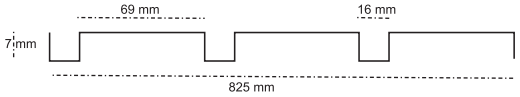




## JAMBA

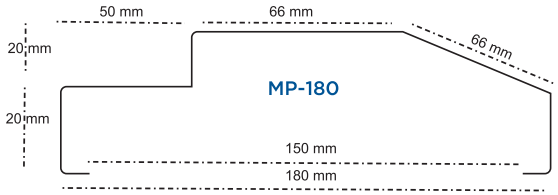


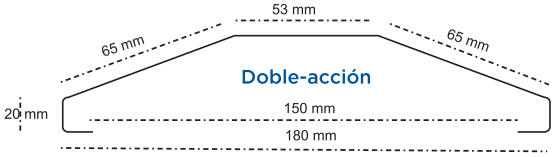


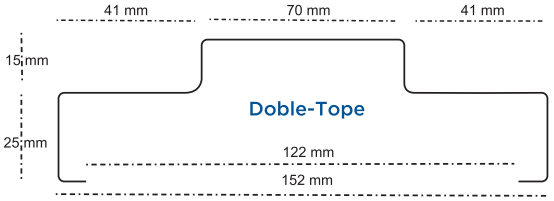

## TUBULARES

NORMA SAE 1010

| VENTANAS | | | |
|---|---|---|---|
| Código | Calibre | Kg./Metro | Kg./Pieza |
| 101 | 18 | 1.23 | 7.38 |
| | 20 | 0.93 | 5.58 |
| 103 | 18 | 1.46 | 8.76 |
| | 20 | 1.10 | 6.60 |
| 106 | 18 | 1.46 | 8.76 |
| | 20 | 1.10 | 6.60 |
| 116 | 20 | 1.47 | 8.49 |
| 120 | 18 | 1.40 | 8.40 |
| | 20 | 1.03 | 6.18 |
| 121 | 18 | 1.37 | 8.22 |
| | 20 | 1.03 | 6.18 |
| 122 | 18 | 1.37 | 8.22 |
| | 20 | 1.03 | 6.18 |
| 123 | 18 | 1.37 | 8.22 |
| 124 | 18 | 0.70 | 4.20 |
| 126 | 18 | 1.70 | 10.20 |
| | 20 | 1.30 | 7.80 |
| 127 | 18 | 1.91 | 11.46 |
| | 20 | 1.45 | 8.70 |
| 131 | 20 | 0.64 | 3.85 |
| 144 | 18 | 1.55 | 9.30 |
| | 20 | 1.20 | 7.20 |
| 145 | 20 | 0.70 | 4.20 |
| 154 | 18 | 0.25 | 1.50 |
| | 20 | 0.19 | 1.14 |
| 155 | 20 | 0.24 | 1.44 |
| 156 | 20 | 0.40 | 2.40 |

# Perfiles

## CON CEJA Y DOBLE CEJA

NORMA SAE 1010

**PUERTAS**

| Código | Calibre | Kg./Metro | Kg./Pieza |
|---|---|---|---|
| P-100 | 18 | 1.37 | 8.22 |
| | 20 | 1.04 | 6.24 |
| P-150 | 18 | 1.62 | 9.72 |
| | 20 | 1.22 | 7.32 |
| P-200 | 18 | 1.88 | 11.28 |
| | 20 | 1.40 | 8.40 |
| P-250 | 18 | 2.08 | 12.48 |
| | 20 | 1.58 | 12.48 |
| P-300 | 18 | 2.33 | 13.98 |
| | 20 | 1.77 | 10.62 |
| P-400 | 18 | 2.83 | 16.98 |
| | 20 | 2.14 | 12.84 |
| K-100 | 18 | 1.50 | 9.0 |
| K-150 | 18 | 1.90 | 11.40 |
| | 20 | 1.45 | 8.70 |
| K-200 | 18 | 2.13 | 12.80 |
| K-300 | 18 | 2.60 | 15.60 |
| 1400 | 18 | 1.24 | 7.44 |
| 1500 | 14 | 3.01 | 18.06 |

**MARCOS**

| Código | Calibre | Kg./Metro | Kg./Pieza |
|---|---|---|---|
| 159 | 18 | 1.80 | 10.80 |
| M-138 | 18 | 1.20 | 7.20 |
| | 20 | 0.90 | 5.40 |
| --- | 18 | 1.46 | 8.76 |
| | 20 | 1.10 | 6.60 |
| M-225 | 18 | 1.41 | 7.75 |
| | 20 | 1.06 | 5.83 |
| M-300 | 20 | 1.20 | 6.60 |
| M-600 | 20 | 1.74 | 9.57 |
| M-724 | 20 | 1.82 | 10.01 |
| M-725 | 20 | 2.02 | 11.11 |



# Perfiles

## TUBULAR

NORMA SAE 1010

**CUADRADO**

| Código | Calibre | Kg./Metro | Kg./Pieza |
|---|---|---|---|
| C-050 | 18 | 20.47 | 2.82 |
| | 20 | 0.35 | 2.10 |
| C-075 | 18 | 0.70 | 4.20 |
| | 20 | 0.54 | 3.00 |
| C-100 | 18 | 0.95 | 5.71 |
| | 20 | 0.72 | 4.20 |
| C-125 | 14 | 1.90 | 11.40 |
| | 18 | 1.21 | 7.26 |
| | 20 | 0.91 | 5.46 |
| C-150 | 14 | 2.26 | 13.56 |
| | 16 | 1.81 | 10.86 |
| | 18 | 1.46 | 8.76 |
| | 20 | 1.10 | 6.60 |
| C-200 | 12 | 4.14 | 24.84 |
| | 14 | 3.00 | 18.03 |
| | 16 | 2.40 | 14.43 |
| | 18 | 1.94 | 11.64 |

**DUELA**

| Código | Calibre | Kg./Metro | Kg./Pieza |
|---|---|---|---|
| - - | 20 | 1.60 | 9.60 |
| - - | 20 | 0.89 | 5.34 |

# Perfiles

## TUBULAR

NORMA SAE 1010

**RECTANGULAR**

| Código | Calibre | Kg./Metro | Kg./Pieza |
|---|---|---|---|
| R-100 | 18 | 0.700 | 4.20 |
| R-125 | 18 | 0.950 | 5.70 |
| | 20 | 0.720 | 4.32 |
| R-128 | 18 | --- | 6.0 |
| R-150 | 18 | --- | 7.20 |
| R-175 | 18 | 1.210 | 7.26 |
| | 20 | 0.910 | 5.46 |
| R-200 | 18 | 1.460 | 8.76 |
| | 20 | 1.100 | 6.60 |
| R-225 | 18 | 1.460 | 8.76 |
| | 20 | 1.100 | 6.60 |
| R-229 | 18 | --- | 7.60 |
| R-249 | 18 | 1.830 | 10.98 |
| | 20 | 1.380 | 8.28 |
| R-250 | 18 | 1.910 | 11.46 |
| R-300 | 18 | 2.160 | 12.96 |
| | 20 | 1.620 | 9.72 |
| R-400 | 18 | 2.650 | 15.90 |
| | 20 | 1.990 | 11.94 |

**OTROS**

| Código | Calibre | Kg./Metro | Kg./Pieza |
|---|---|---|---|
| 119 | 18 | 1.910 | 11.46 |
| | 20 | 1.450 | 8.7 |
| 250 | 12 | 5.160 | 30.96 |

**JAMBAS**

| Clase | Calibre | Kg./Metro |
|---|---|---|
| MP180 | 20 | 1.918 |
| DOBLE ACCIÓN | 20 | 1.786 |



# Nuestros Proveedores

Ternium

Stabilit

PERFILES Y TUBOS

PROLAMSA

meTecno